



Gen-Z golden finger to M.2 / M3 NVMe SSD adapter



Top side



Bottom side

Features


- 4 lanes of PCI-e designated
- 4 Layer PCB designed
- Build in M.2 M key connector
- Connected PCIe 4 Lane signals, from M.2 / M key connector to Gen-Z golden finger
- PWM synchronous buck converter power fro M.2 ssd
- 4A maximum output current
- short circuit protection
- Thermal shutdown protection
- ESD HBM (Human Body Mode) / 2KV
- Supports M.2 / 1.8V & M.3 / 3.3V SMB_CLK, SMB_DATA Level shift
- Supports M.2 / 1.8V & M.3 / 3.3V SMB_CLK, SMB_DATA isolated
- Built in SMBUS EEPROM 256KB
- supports M.3 Dual ports
- LED3 Green LED on indicates M.3 power ready
- LED2 Green LED on indicates M.2 power ready
- LED1 RED LED Blinking indicates M.2 & M.3 SSD active status
- LED4 Green LED on indicates Gen-Z present

Specifications

- SFF-TA-1002 Spec Rev 1.0
- SFF-TA-1006 Spec Rev 1.1
- PCIe Express M.2 Spec. Rev. 0.7, Ver. 1.0
- Samsung M.3 Datasheet_v0.4


CON6 Jumper Set-up

- Function 1 : Pin 1 & Pin 2 short, support M.2 SMBUS
- Function 2 : Pin 2 & Pin 3 short, support M.3 SMBUS



CON8 Jumper Set-up

- Function 1 : Pin 1 & Pin 2 short, support M.2 NVMe SSD
- Function 2 : Pin 2 & Pin 3 short, support M.3 NF1 SSD



Support M.2 (NGFF) SSD Form factor

- Type 2280-D2-B-M: 80mm(L) x 22mm(W)
- Type 2260-D2-B-M: 60mm(L) x 22mm(W)
- Type 2242-D2-B-M: 42mm(L) x 22mm(W)